

# EYFS- Measures w/c 1/6/20 (Lesson 4- weight)

This week, the children will be practising measuring using non-standard units (hands, feet, cubes)

This will cover the Mathematics Early Learning Goal-

*Children use everyday language to talk about size, weight, capacity, position, distance, time and money to compare quantities and objects and to solve problems. They recognise, create and describe patterns. They explore characteristics of everyday objects and shapes and use mathematical language to describe them.*

Notes:

You can explore sharing practically with toys, cubes, counters etc. Children learn best through play experiences and practical demonstrations.

Keep talking to your child as the language you use will reinforce the learning.


## Activity 4a: How does it feel?

### Resources:

A selection of objects- tin of food, box of cereal, a packet of pasta (anything will do)

### Activity:

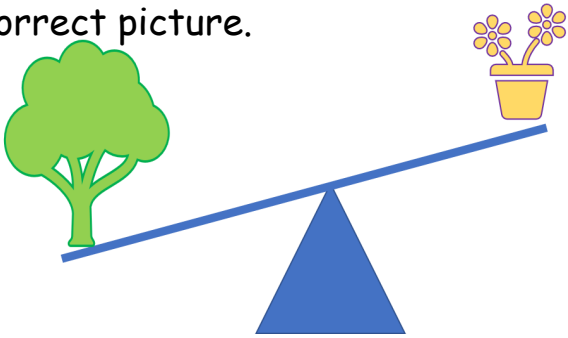
1. Choose an object to hold.
2. Tell a grown up if it feels heavy or light.
3. Choose another object.
4. Tell a grown up if it feels heavy or light.
5. Hold both your objects.
6. Which one feels heavy and which one feels light?
7. Repeat steps 1-6 with a different set of objects.



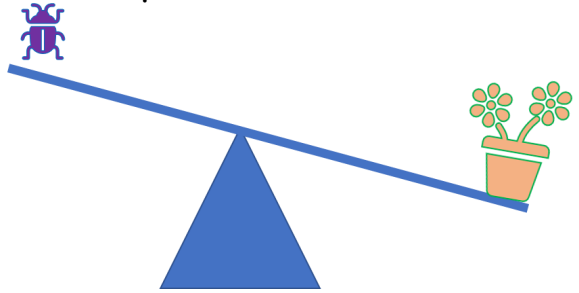
# EYFS- Measures w/c 1/6/20 (Lesson 4- weight)

## Activity 4b: Heavy or Light?

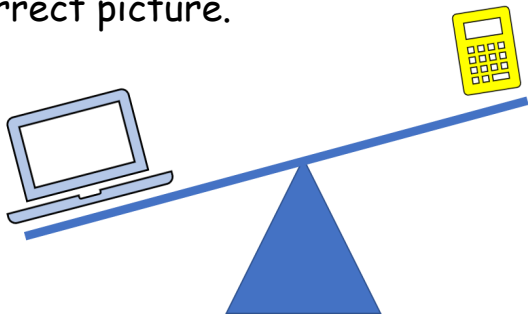
Which one is heavy? Circle the correct picture.



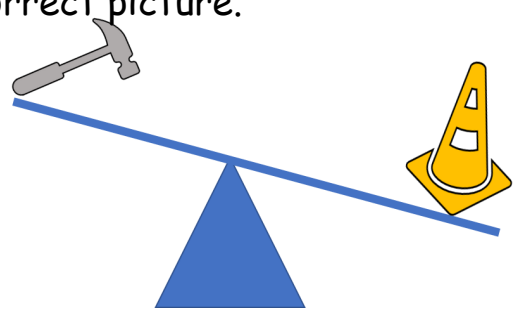
Which one is light? Circle the correct picture.




Which one is light? Circle the correct picture.



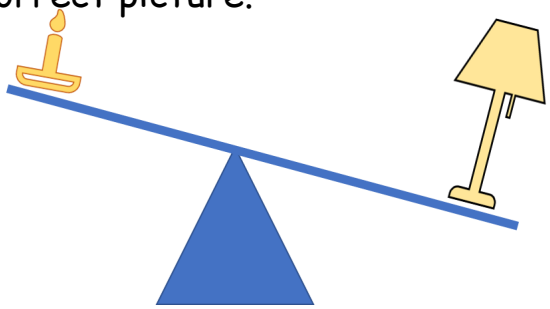
Which one is heavy? Circle the correct picture.



Which one is heavy? Circle the correct picture.



Which one is light? Circle the correct picture.



# Vocabulary cards

## Heavy



## Light

