


Inventors and Inventions



Alexander Graham Bell: The invention of the telephone

W/C: 20th April 2020

Alexander Graham Bell changed the way we communicate with one another. He was an inventor which means he made something brand new that had never been done before! He created the telephone so that people could hear another person talking who was far away from them. He had to work very hard to understand how we make sounds and how sound moves.

Subject: Computing

Activity Outcome: Typing a short sentence on Microsoft Word. What message would you send to all of the kind Doctors and Nurses in the hospitals? Can you save your message in your documents folder?

Explain:

Did you know... If you were alive 150 years ago there were no telephones or mobile phones at all!

Did you know... People could only send a very short sentence by writing in a special code. It was sent through a wire! This was called a telegram.

Did you know... You had to pay more money if you wrote more words in your message!

Use the telegram template to help you to write your message and look at the example telegram that I have written.

Subject: History

Activity Outcome: Explaining why Alexander Graham Bell created the telephone. You could either:

1. Draw a picture of the main 4 parts of Alexander Graham Bell's life. For example:

- When he was a child listening to the piano.
- When he was an adult teaching people who were deaf to speak.
- When he tried to find out how we make sounds.
- When he invented the telephone using wire.

2. Use role-play to act out Alexander Graham Bell's life from a child to an inventor.

Explain:

Did you know... Alexander Graham Bell was interested in sounds when he was a child because he listened to his Dad teaching deaf people how to speak.

Use this video link of the story to help you: <https://www.bbc.co.uk/teach/class-clips-video/true-stories-alexander-graham-bell/zf7gd6f>

Use the story template boxes to help you.

Subject: Design and Technology

Activity Outcome: Making a string telephone. Evaluate how well the telephone works to communicate sounds.

Explain:

Did you know... When we make a sound it creates vibrations. These are lots of small movements back and forth.

Did you know... We hear a sound because the vibrations travel into our ears.

Did you know... Inventors have to keep evaluating their work. This means they keep finding what works well and how it can be made even better.

Use this video link to help you: <https://www.youtube.com/watch?v=4S7nG6S1isM>

You could also follow the instruction sheet to make your telephone.

Use the evaluation sheet to explain what worked well and how you would make it even better.

Subject: Music

Activity Outcome: Use your voice expressively to sing a song. Think about when to take a breath. Remember to sit up straight so the sound of your singing is clear. Think about when to sing louder and quieter in the song.


Explain:

The words in the song 'Lean on Me' reminds us to help each other and to be caring in our actions. This is so important at the moment so that we can stay safe and encourage each other.

Use this video with the words and music to help you: <https://www.youtube.com/watch?v=rdIPVbVkr-s>

Use the sentence openers to say what you liked about the singing and how you could make your singing even better.

Telegrams

B or C	POST OFFICE  TELEGRAPHS.	No.
Charges to Pay s. d.	Telegrams for INLAND addresses may be handed to the messenger who delivers this form. The Post Office accepts telegrams by telephone.	Office Stamp
<small>This form, and if possible the envelope, should accompany any enquiry respecting this Telegram.</small>	Prefix. Time handed in. Office of Origin and Service Instructions. Words.M
.....M		To.....
From.....		

To the NHS, Thank you for helping us.

From Featherstone Primary School.

B or C	POST OFFICE  TELEGRAPHS.	No.
Charges to Pay s. d.	Telegrams for INLAND addresses may be handed to the messenger who delivers this form. The Post Office accepts telegrams by telephone.	Office Stamp
<small>This form, and if possible the envelope, should accompany any enquiry respecting this Telegram.</small>	Prefix. Time handed in. Office of Origin and Service Instructions. Words.M
.....M		To.....
From.....		

Retell the story of Alexander Graham Bell and why he invented the telephone.

1.	2.
3.	4.

How to make a string telephone

You will need:

2 paper cups

A sharp pencil to help poke holes (ask an adult to help you with this part)



String

Method:


- 1) Cut a long piece of string.
- 2) Poke a small hole in the bottom of each cup (ask an adult to help you with this part).
- 3) Thread the string through each cup and tie knots at each end to stop it pulling through the cup.
- 4) Move into position with you and a friend holding the cups at a distance that makes the string tight (making sure the string isn't touching anything else).
- 5) One person talks into the cup while the other puts the cup to their ear and listens, can you hear each other?

My evaluation sheet

Here is a picture of my string telephone:



One part I like is...

 Next time I would...

Evaluating my singing

1
One thing I did well when I was singing was...

 I can make my singing better by...