

Year 2— Statistics #6 answering questions on tally charts and tables.

These are the different types of vehicles I have seen.

Vehicle	Total
Car	8
Motorbike	12
Tractor	3
Boat	5
Lorry	1

Which vehicle did I see the most of? \_\_\_\_\_

How many motorbikes and tractors did I see? \_\_\_\_\_

What is the difference between the number of lorries that I saw and the number of cars? \_\_\_\_\_





The different coloured sweets in my pack.

Colour	Total
Red	5
Blue	5
Orange	3
Green	6
Purple	9

Which colours did I have the same amount of? \_\_\_\_\_

How many green and purple sweets were there? \_\_\_\_\_

These are the different types of vehicles I have seen.

Vehicle	Tally
Car	
Lorry	
Bike	
Aeroplane	

Which vehicle did I see the least? \_\_\_\_\_

What is the total amount of vehicles I saw? \_\_\_\_

What is the difference between the number of cars and the number of lorries I saw? \_\_\_\_\_