

The Seven Natural Wonders of the World

Specific focus Victoria falls

W/C: 15th June 2020

The Seven Natural Wonders of the World represent the largest, grandest and wonderful feats of nature around the World. This week we are going to focus on Victoria falls. This a huge waterfall in Africa.



Subject: Geography

Activity Outcome: To research a famous geographical feature.

Explain: To start our project I think it is really important to understand where Victoria falls is.

Please research the following questions:

- In which continent is Victoria Falls?
- Which river flows through Victoria Falls?
- Which countries border the Zambezi River?
- Which ocean does the Zambezi flow to?
- What else can you find out about Victoria Falls?

Research things that you can around Victoria falls.

This link shows you a video

<https://www.bing.com/videos/search?q=video+victoria+falls&docid=607986391875128586&mid=8C31CE788C60C0F8D58E8C31CE788C60C0F8D58E&view=detail&FORM=VIRE>

Subject: Geography/English

Activity Outcome: To make an advertising poster for Victoria Falls.

Explain: Using your research from yesterday, design a poster for tourists to encourage them to visit Victoria falls.

Include in your poster:

- A picture of the falls
- information about the falls
- Things that people can do in the surrounding area.

You could use the template on page 2 to start you off or use your own blank page.

Subject: Music

Activity Outcome: To create a waterfall soundscape

Explain: A soundscape is a collection of different sounds put together to represent an environment.

Find sounds around your house that could sound like elements of a waterfall. If you can, put all the sounds together and see if you feel like you are near a waterfall.

See page 4 for ideas.

Subject: Design Technology

Activity Outcome: To make a working representation of a waterfall.


Explain: Using things from around the house, we are going to make a working representation of a waterfall like Victoria falls.

Your water should start high and then flow naturally to the bottom.


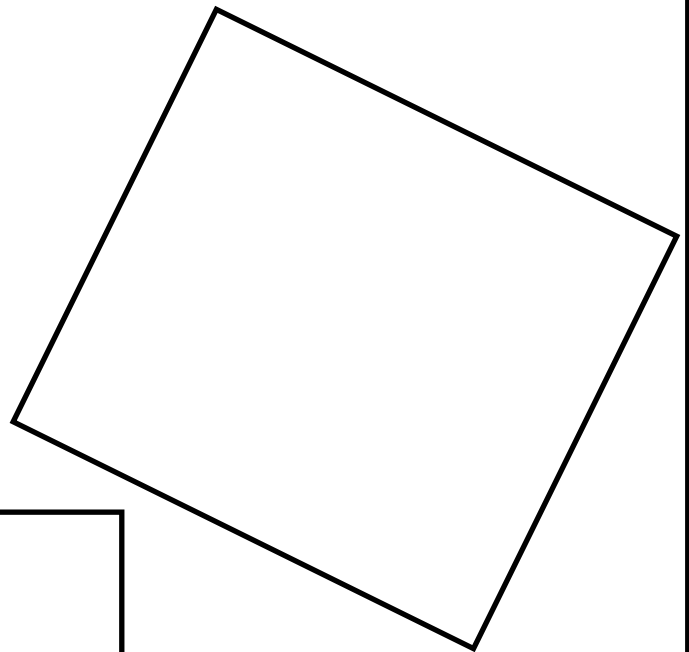
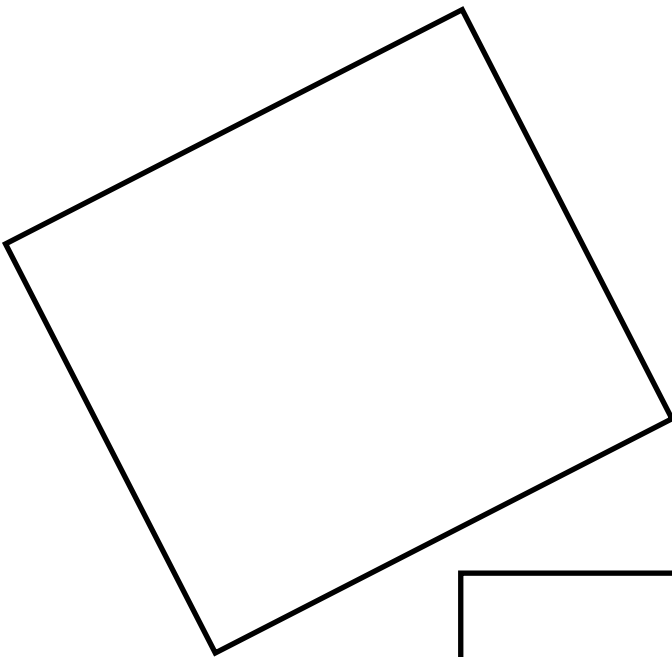
See page 3 for ideas.



Victoria Falls



Things you can do



Make your own waterfall



Waterfall soundscapes



Find items around the house that could play a part in a soundscape to represent Victoria Falls.

If you can record them so that you can play more than one at once that would be great. You could use a sound recorder on a mobile phone.

Ideas for sounds... I'm sure that you can think of lots more!



The boiling of a kettle could be the rumbling sound of water at the bottom.



Rustling paper could represent
The wind blowing or water spray.



The shower or taps could sound like the water falling down.



This is what waterfalls sound like to help you along.

https://www.youtube.com/watch?v=HM5usHErIRs&feature=emb_logo